

DATE

Week beginning: 29.06.2020



**Halesowen C of E
Primary School**

YEAR GROUP

Nursery

Choose 2 maths activities this week

Sometimes numbers like to hide. Can you be an explorer and go on a number hunt with an adult? What numbers can you find hiding in your house/ Outside?	Make some pictures using 2D shapes– circle, rectangle, square, triangle. You could cut 2d shapes out of coloured paper. (Examples below) If you have no paper and scissors identify which 2D shapes you can see in the attached picture.	Sing the Nursery rhyme '5 little speckled frogs' with an adult. Can you match the right numeral to the correct number of frogs that are sat on the log. Throughout the song. (I've attached numbers
--	---	---

Choose 2 Communication and language


Activities this week

Share a book with an adult. Can you tell them who your favourite character is? Why do you like them? Is there a character you don't like? Try explaining why you don't like them by using the word <u>because</u> .	Play little Miss/Mr Bossy. Can you be Bossy and give an adult simple instructions for them to follow? E.g get a pen. Put the lego away. Go down the slide. Did they do good listening and follow them? Now can an adult become Miss/Mr Bossy? Can they give you instructions? Can you use follow them?	Can you draw a picture of your friends from Nursery? Tell an adult your friend's names. What letter sound do they begin with? E.g Sarah begins with ssss
---	---	--

Choose 2 Physical Development activities this week

Flamingos can stand on one leg. Can you? See how long you can stand on one leg for. Now try the other leg. See if you can beat your own time. Over the next few days	Using playdough, copy the actions to this video to help make your hands nice and strong. https://www.youtube.com/watch?v=o9D51fqZF3o <u>If you don't have an play dough at home I have added a very simple play dough recipe below so that you can make your own</u>	Can you write a secret message? Fill a bucket with water. Use a paintbrush to write or draw on the floor or walls outside. Can an adult read your secret message before it disappears?
--	---	---

Choose 2 exploration activities this week

Can you create a self portrait by decorating a biscuit? (you could always make your family and pets too) Think about what you could use for the eyes, nose, mouth, hair? 	Create your own small world for your little toys to play in. It could be a fairy garden, dinosaur land or a farm. Use things you already have around your house. <u>I have attached some examples below to give you some ideas. (I can't wait to see some photos of what you have made)</u>	Make a puppet for your favourite Nursery Rhyme. E.g Humpty Dumpty, Incy Wincy spider. You could decorate a sock to make a sock puppet. You could use paper and a lolly pop stick to create a stick puppet or you could decorate a wooden spoon to create a spoon puppet. <u>I have attached some examples below to give you some ideas.</u>
--	--	--

Practise these skills everyday this week


Sing one of your favourite nursery rhymes together. Can you add actions and perform it to an adult?	Dance along to one of your favourite songs. Create a new dance move every day	Using objects around your house count to 10. Try counting to 20
---	---	---

Practise these skills as often as you can.





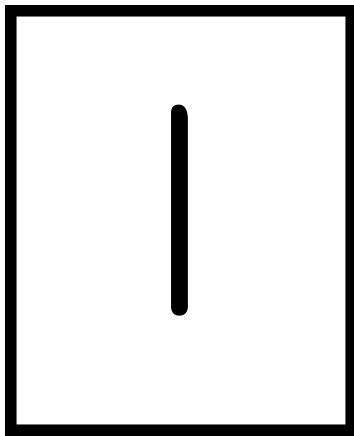
Get yourself dressed for the day. Try putting on your own socks and shoes	Practise washing your hands really well until they are nice and clean. (count to 20 seconds when washing)	Taking turns– play a game with someone in your house. Make sure you take turns and wait patiently for your go.
---	---	--

Useful website links for extending learning

https://www.bbc.co.uk/cbeebies/topics	https://www.bbc.co.uk/teach/school-radio/nursery-rhymes-a-
https://www.twinkl.co.uk/resources/home-early-years	https://www.phonicsplay.co.uk/resources/phase/1



A very simple play dough recipe: <https://www.youtube.com/watch?v=oAIAm6BF0fs>



small world ideas



Fairy Garden
SMALL WORLD

The Craft Tidi



Preschool
Small World Play
with a cardboard box



preschooltoolkit.com



CARDBOARD BOX

Travel
Play Set



Dinosaur
small world play
in a suitcase

the imagination tree

puppet ideas

